

COMPENSATORY TIME USEAGE FORM

Instructions


To access the form, please click this link: [Compensatory Form](#)

Completing the Compensatory Time Usage Form

1. Enter the date (Clicking on the date field will default to the current date)
2. Enter your name
3. Enter your e-mail address
4. Select your school (note: Mackin teachers select Coughlin)
5. Enter the total number of minutes you have accumulated during the school year (**Note: All entries must be in 5 minute intervals**)

COMPENSATORY TIME USAGE FORM

Date

- - 


Month Day Year

Name *



Please Enter Your Name


E-mail



Select Your School *



Number of minutes that I have accumulated for compensatory time during the current school year.



All minutes must be entered in five minute increments.


6. If you wish to convert a portion of your accumulated minutes to a sick day, enter the amount to be converted. **(Note: This must be in 210 minute increments – 210 Minutes = ½ sick day, 420 Minutes – 1 sick day)** If you do not wish to convert any of your minutes at this time, enter a 0 in the field.
7. The form will automatically calculate the remaining fields showing the remaining minutes not converted to sick days, the total number of sick days converted, and the total number of minutes carried over to the next school year.
8. Press the submit button to send the form for building principal approval.

I WISH TO CONVERT ALL, OR A PORTION (1/2 DAY INCREMENTS ONLY) OF MY ACCUMULATED TIME IN EXCHANGE FOR AN ADDITIONAL SICK DAY TO BE ADDED TO MY TOTAL NUMBER OF DAYS AT THE BEGINNING OF THE NEXT SCHOOL YEAR. ENTER 0 IF YOU DO NOT WISH TO CONVERT ANY MINUTES.

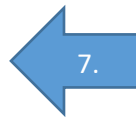
(NOTE: 420 minutes - 1 day, 210 minutes = 1/2 day)



I WISH TO CARRY ALL, OR THE REMAINDER OF MY ACCUMULATED TIME OVER TO THE FOLLOWING SCHOOL YEAR.

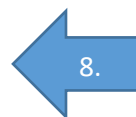


TOTAL DAYS CONVERTED TO SICK TIME

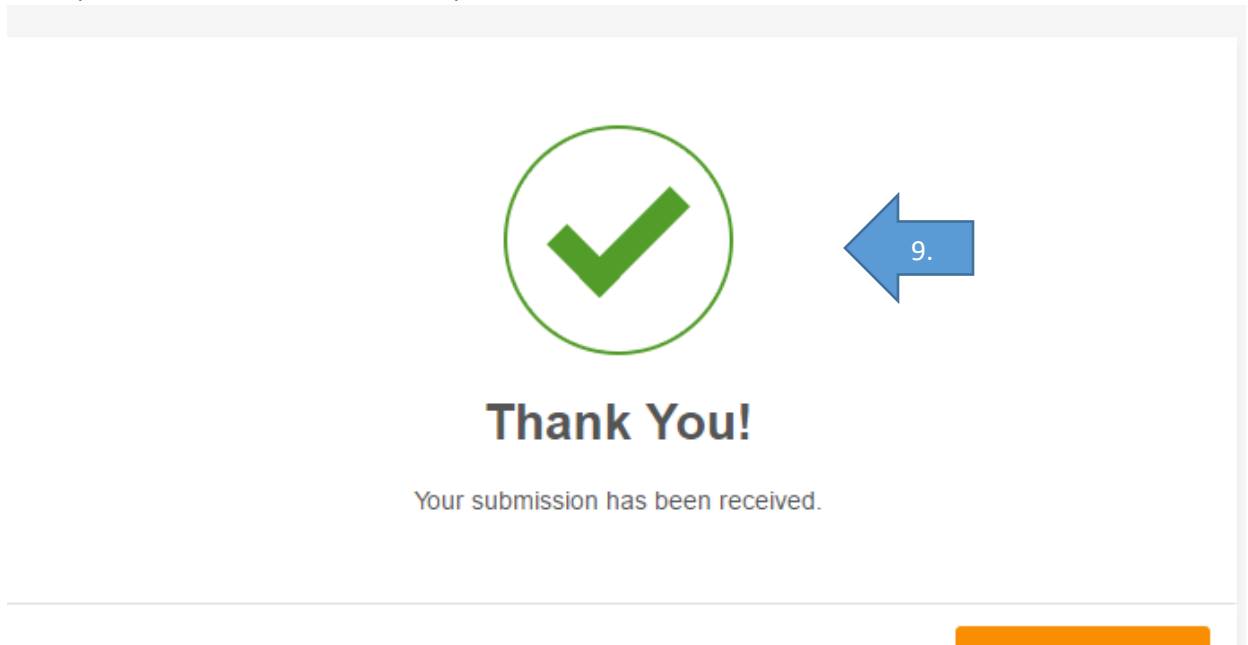


TOTAL MINUTES CARRIED TO NEXT SCHOOL YEAR

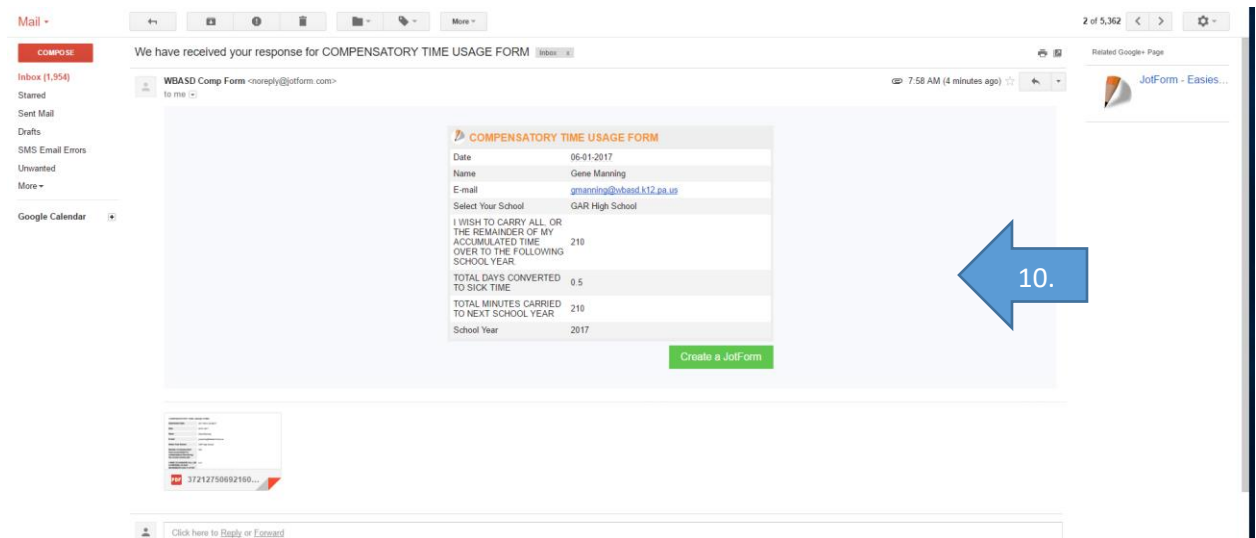




9. Once your form has been submitted, you will receive a Thank You on the form screen.



10. You will then receive an email, confirming your form submission (Note: Please be sure to check junk mail if you do not receive a confirmation in your Inbox.) There is a pdf attachment documenting submission as well.



11. Once the building principal has approved or denied your request, a second email will be sent showing their decision.

The screenshot shows an email client interface. On the left is a sidebar with folders: COMPOSE, Inbox (1,953), Starred, Sent Mail, Drafts, SMS Email Errors, Unwanted, More, and Google Calendar. The main area shows an email from 'WBASD Comp Form <noreply@jotform.com>' with the subject 'We have received your response for COMPENSATORY TIME USAGE FORM'. The email content is a form titled 'COMPENSATORY TIME USAGE FORM' with the following fields:

Date	06-01-2017
Name	Gene Manning
E-mail	gmanning@wbasd.k12.pa.us
Select Your School	GAR High School
I WISH TO CARRY ALL, OR THE REMAINDER OF MY ACCUMULATED TIME OVER TO THE FOLLOWING SCHOOL YEAR	210
TOTAL DAYS CONVERTED TO SICK TIME	0.5
TOTAL MINUTES CARRIED TO NEXT SCHOOL YEAR	210
School Year	2017
Building Principal Approval/Denial	Approve

A blue arrow with the number '11.' points to the 'I WISH TO CARRY ALL, OR THE REMAINDER OF MY ACCUMULATED TIME OVER TO THE FOLLOWING SCHOOL YEAR' field. At the bottom right of the form is a green button labeled 'Create a JotForm'. Below the email content is a small thumbnail of a PDF document with the filename '37212750692160...'.