




Performance Plus

Item Analysis by Question

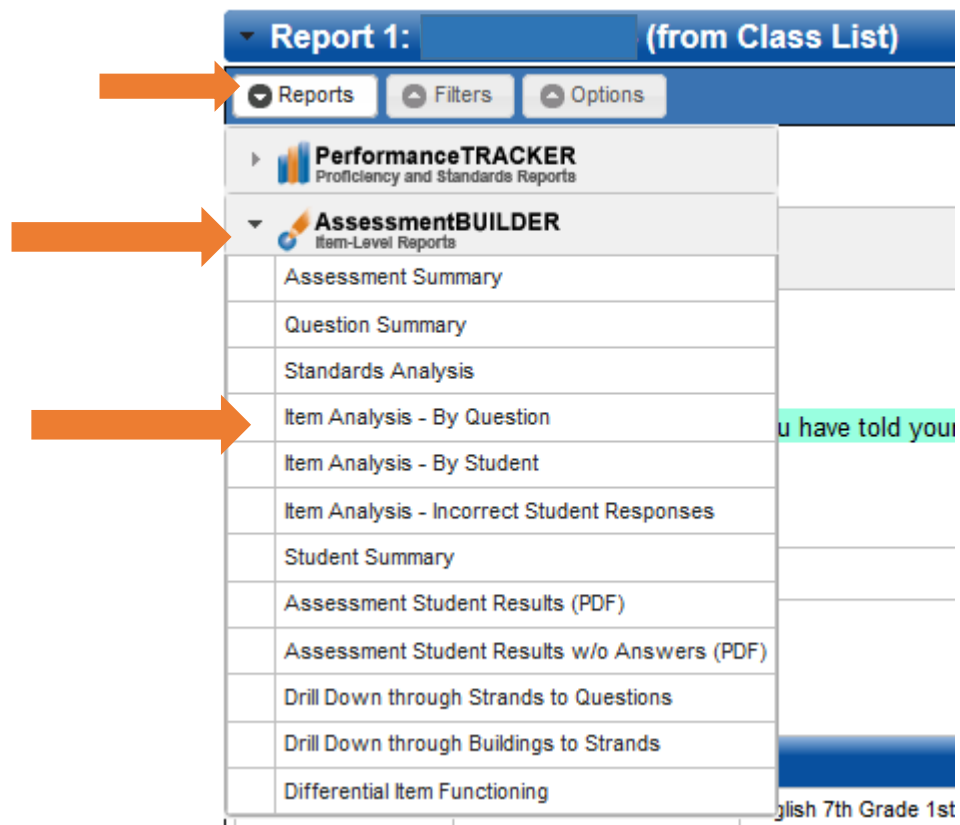
1. Access the district webpage.
2. Click on Employee Resources.
3. Under DATA, click on Performance Plus
4. Login to the website using your credentials.
5. When you log into the site, click on the desk icon on the top of the screen.



6. This will display your classes. Click on the bar graph under the RUN REPORT column next to the class you are researching. This will pull the data for that specific class.

Students	Active?	Classroom Assessments		Run Report	Grade Assessment	Edit
		Nbr Tests	Students Graded			
25	Yes	0	0			

7. Click on the REPORTS tab to display the dropdown menu. Click on ASSESSMENT BUILDER. Choose ITEM ANALYSIS BY QUESTION.



Report 1: (from Class List)

Reports Filters Options

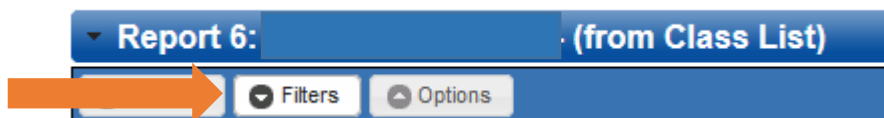
PerformanceTRACKER
Proficiency and Standards Reports

AssessmentBUILDER
Item-Level Reports

- Assessment Summary
- Question Summary
- Standards Analysis
- Item Analysis - By Question
- Item Analysis - By Student
- Item Analysis - Incorrect Student Responses
- Student Summary
- Assessment Student Results (PDF)
- Assessment Student Results w/o Answers (PDF)
- Drill Down through Strands to Questions
- Drill Down through Buildings to Strands
- Differential Item Functioning

English 7th Grade 1st

8. Click the FILTER tab.



Report 6: (from Class List)

Filters Options

Performance Plus

Item Analysis by Question

- Click on ASSESSMENTS AND SECTIONS. Adjust the filters to match the assessment that your class would have taken. Click the checkbox for that assessment.

Reports Filters Options Run Report

Assessments and Sections

Select Assessments

Year: 2014-15 only

Subject: English Language Arts

Grade Range: Seventh Grade only

Series: -ALL-

Name:

Only show assessments with scores

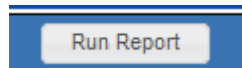
Show Assessments

	Assessment	Date	Grade	Subject	Scored	Item Level
<input type="checkbox"/>	English 7th Grade 1st Quarter 14-15tz Gr7	10/28/2014	7	English Language Arts	✓	✓
<input checked="" type="checkbox"/>	Reading 7th Grade 1st Quarter 14-15tz Gr7	10/28/2014	7	English Language Arts	✓	✓
<input type="checkbox"/>	Reading 7th Grade MODIFIED 1st Quarter 14-15tz Gr7	10/28/2014	7	English Language Arts	✓	✓

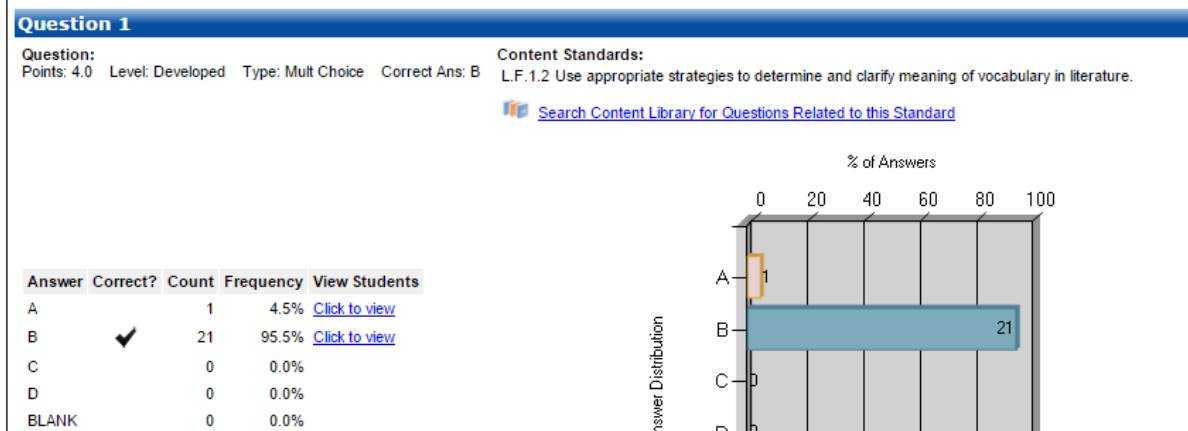
Selected Assessments and Sections:

<input checked="" type="checkbox"/>	Reading 7th Grade 1st Quarter 14-15tz	Gr7	10/28/2014	
-------------------------------------	---------------------------------------	-----	------------	--

- Click the RUN REPORT button.



- This will show you how your class did on each question.



- Click on the OPTIONS tab.

- Choose the “Yes- Show the district total with no demographic filters” option. This will show you your class’s results compared to all students that have taken the assessment.

Report 2: Item Analysis - By Question

Reports Filters Options

Report-Specific Options

Show District Total: Yes - show the district total with no demographic filters

Show State Total (Multi District sites only): Yes - show the district total with no demographic filters

Calculate Point Bi-Serial: No - Do not calculate the Point Bi-Serial